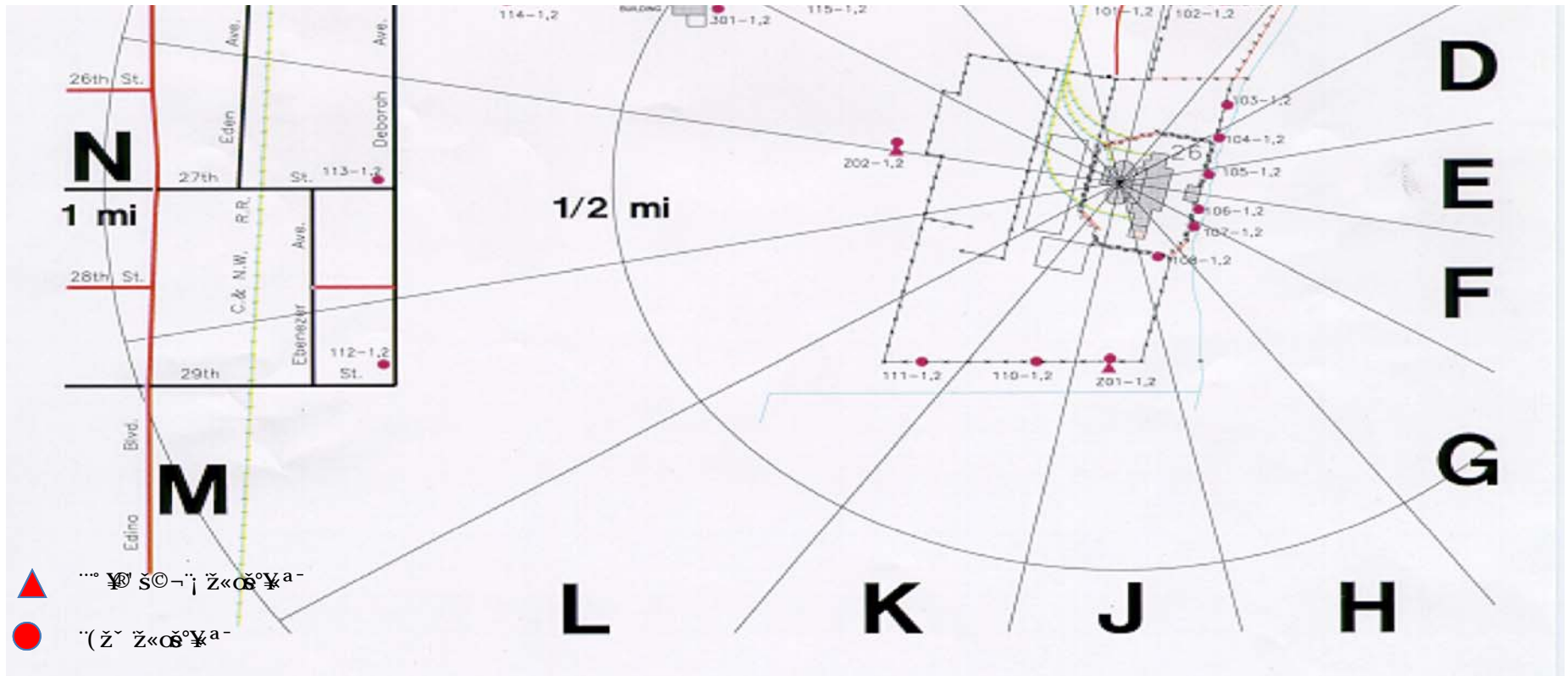


Sampling & Monitoring Locations



Monitoring Station



- **Auxiliary Building Ventilation Stack Effluent Monitors**

Continuously monitors the final effluent from Unit 1 & Unit 2 Containments, Aux Bldg, Radwaste Bldg and Fuel Bldg

The output data and alarm from the monitors is transmitted to the central console in the Control Room and Guard-It Alarm system

- **Turbine Building Fire Sump Monitor**

Continuously monitors the discharge line from the Fire Sump pumps to the Waste Water Treatment Facility; Liquids are batch released from the WWTF

The output data and alarm from the monitor is transmitted to the central console in the Control Room and Guard-It Alarm system

The monitor automatically trips all of the fire sump pumps in the unlikely event of concentration reaching alarm set-point, thereby containing the liquid in the turbine building

- NRC Inspection of Radiological Effluent Monitoring and Control during 2nd Quarter 2012.
- **No findings** of significance were identified
- Inspection included:
 - ❖ ODCM (Offsite Dose Calculation Manual)
 - ❖ Review of last 3 years Radioactive Effluent Release Reports
 - ❖ Instrumentation & Equipment
 - ❖ Effluent Sampling & Analysis
 - ❖ Dose Calculations

<http://www.zionsolutionscompany.com/zions-project/fact-sheets>

Environmental Monitoring Reports

- [2010 Radiological Environmental Operating Report](#)
- [2010 Radioactive Effluent Release Report](#)
- [2011 Radiological Environmental Operating Report](#)
- [2011 Radioactive Effluent Release Report](#)
- [2012 Quarter 1 Discharge Monitoring Report](#)

Financial Update



DIFFERENCE BETWEEN TRUST FUND BALANCES REPORTED TO ZCAP MEETINGS VS NRC FUNDING ASSURANCE

- ZCAP Balance = The Trustee Statement Without Adj.
- NRC Balance < Balance reported to the ZCAP
- Difference = Outstanding Disbursements (OS)
- OS = Expenses Incurred, Not Yet Withdrawn From Trust

ZionSolutions Nuclear Decommissioning Trust Balance Roll Forward – Cash Basis As of June 30, 2012

	(\$ millions)
Beginning Balance	\$ 801.4
Earnings - Net of Taxes & Fees	64.0
Disbursements	(238.6)
Ending Balance	<u>\$ 626.8</u>

ZionSolutions
Majority of Expense Incurred
As of June 30, 2012

Project Management

Procurement of Casks and Canisters for Dry Fuel
Storage

Planning & Preparation for Spent Fuel Storage

Asbestos Remediation

Unit 1 & 2 Containment Preparation & Support

Plant Maintenance & Security

ZionSolutions
Majority of Expense Incurred
As of June 30, 2012

Unit 1 & 2 Reactor Vessel

Unit 2 Reactor Internals Segmentation Preparation

Waste Disposal

Rail Improvements

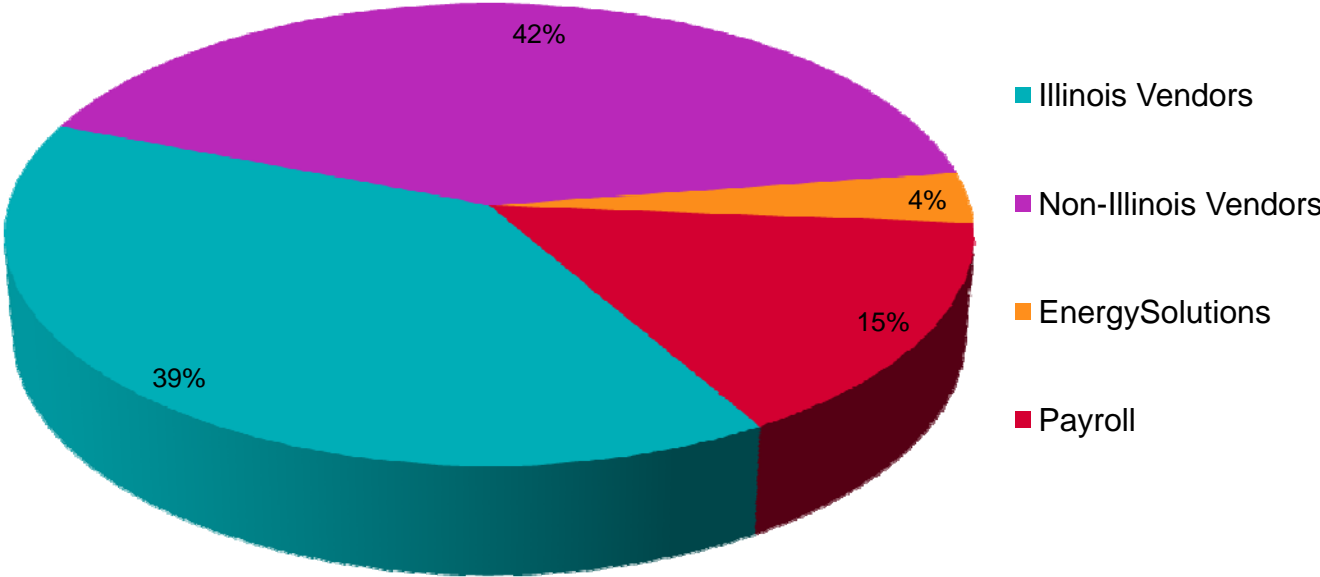
Establish Temporary Utilities

Unit 2 Containment Large Components

ISFSI Pad Design

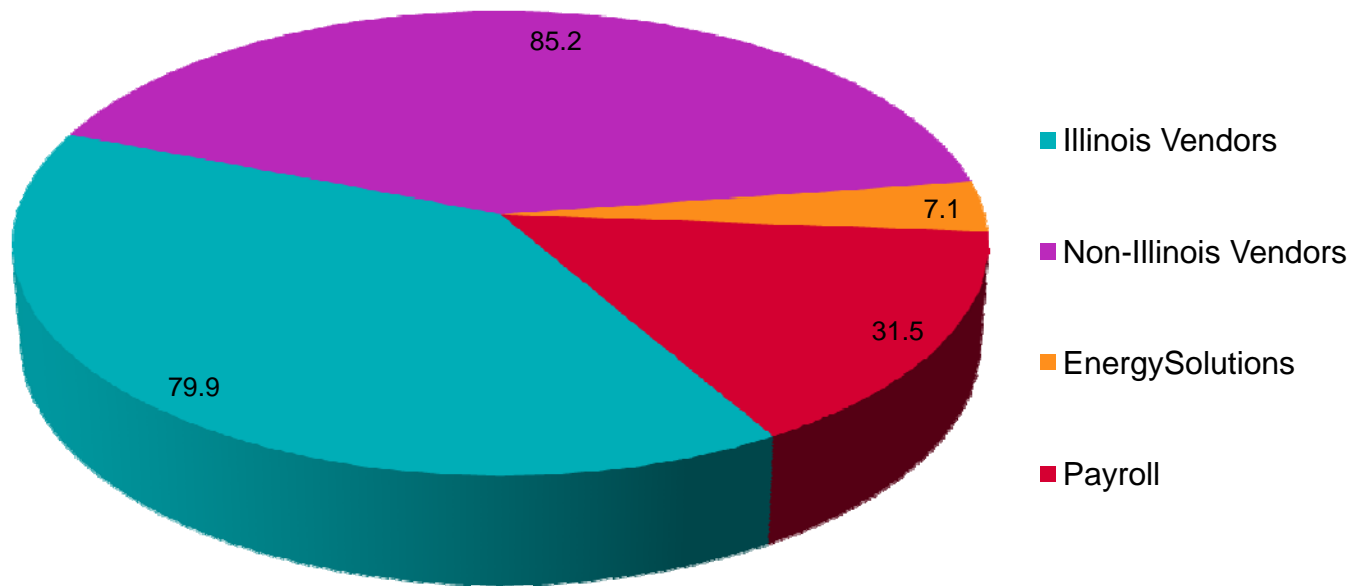
Zion Restoration Project

Direct Cost % distribution



Zion Restoration Project

Direct Cost in million \$



Major Vendors **Within** the State of IL for period 09-2012 to 06-2012

Vendors - Alphabetical Order

CITY OF ZION

COMMONWEALTH EDISON COMPANY

EHC INDUSTRIES, INC

ENERCON SERVICES, INC.

EXELON

LABORERS PENSION & WELFARE FUNDS

LAKE COUNTY

NAC INTERNATIONAL, INC

RAILWORKS TRACK SERVICES

RICHARDS EXCAVATING, INC

SECURITAS SECURITY SERVIC

WESTINGHOUSE ELECTRIC

Other

Total Within the State of IL - Vendors

108

Major Vendors **Outside** the State of IL for period 09-2012 to 06-2012

Vendors - Alphabetical Order

BARTLETT SERVICES, INC.
BECKMAN & ASSOCIATES, INC
BIGGE POWER CONSTRUCTORS
ENERGY SOLUTIONS
G4S REGULATED SECURITY SOLUTIONS, INC
GENERAL ELECTRIC COMPANY
KONECRANES NUCLEAR EQUIP & SERVICES, LLC
NAC INTERNATIONAL, INC
PRECISION SURVEILLANCE CORP
SIEMPELKAMP NUCLEAR, INC
TBS INDUSTRIAL DOORS, INC
U.S. NUCLEAR REGULATORY COMMISSION

Other

Total Outside the State of IL - Vendors

116

ENGAGEMENT OBJECTIVE

Provide independent attestation services to verify:

- Withdrawals from the ZS NDT are for valid decommissioning purposes,
- appropriately approved,
- and documented.